



Apprenticeship

Employment



**AO3 PI and Set Task**  
Record ideas, observations and insights relevant to intentions, reflecting critically on work and progress.  
*Experimenting/reviewing/creating*

**AO2 PI and Set Task**  
Explore and select appropriate resources, media, materials, techniques and processes, reviewing and refining ideas as work develops.  
*Experimenting/reviewing/creating*

Further education

Individual student projects



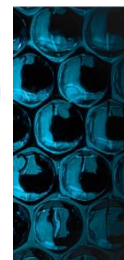
Individual student projects



**AO4 PI and Set Task**  
Present a personal and meaningful response that realises intentions and, where appropriate, makes connections between visual and other elements.  
*Researching/analysis/understanding*



**AO1 PI and Set Task**  
Develop ideas through sustained and focused investigations informed by contextual and other sources, demonstrating analytical and critical understanding.  
*Researching/analysis/understanding*



**Experimenting.**  
The experience of working with a broad range of media and Intellectual, imaginative, creative and intuitive capabilities. Independence in developing, refining and communicating their own ideas, own intentions and own personal outcomes  
*Investigative/analytical/experimental/practical/technical/aesthetic understanding/critical judgement/expression.*

**12**

**13**

**Independent working.**  
Working independently to complete project work based on exam titles.  
*Exploring/Analysing/Experimenting/Developing/Creating*



**Artist analysis/Related Study**  
Researching and analyse the work of photographers linked to chosen theme.  
*Researching/analysis/understanding*



Individual student projects

**Creating.**  
Creating a final piece inspired by chosen theme and linked to photographer analysis and experiments.  
*Creating/composition/using media*


**Experimenting.**  
Experimenting with photographic equipment to show and develop understanding of chosen theme.  
*Experimenting/reviewing/creating*

**Exploring the task**  
Exploring and researching chosen theme. Mind map and Mood board  
*Researching/exploring/selecting*

**11**

**10**


Exam titles. Individual student projects



Photography skills



**Development**  
Showing development of creative ideas.  
*Developing/reviewing/selecting.*



**Artist analysis**  
Researching and analyse the work of photographers linked to chosen theme.  
*Researching/analysis/understanding*



**Studio equipment**  
Exploring lighting, backdrops, stands.  
*Practising/ selecting/experimenting.*



**9**



**Artist analysis**  
Researching the work and ideas of photographers and other practitioners.  
*Researching/exploring/knowledge.*



**Photoshop**  
Beginning to explore Photoshop skills and processes.  
*Using tools/practising/experimenting.*



**Man made shape and form**  
Exploring ideas of man made shape and form.  
*Knowledge of perspective/line/shape/form/detail*

**Architecture**

**Mask making**  
Learning about how to create 3D shapes using modelling techniques.  
*Form/shape/manipulating materials.*

**Shape, pattern and colour**  
Exploring the shapes, patterns and colours used in tribal art.  
*Drawing shapes/applying colour/creating pattern and texture.*



**Movement using colour and texture**  
Showing understanding of colour, surface texture and qualities of line to create futurism style art work.  
*Mixed media/composition/movement.*

**Movement**  
Exploring capturing movement using mixed media.  
*Mark making/surface texture/quality of lines.*

Perspective



**Perspective drawing**  
Developing perspective drawing skills.  
*2 point perspective/3 point perspective/using a ruler/comparing/quality of lines.*

**Tribal culture**

**Culture and history**  
Learning about the cultural history of a tribal people.  
*Exploring/researching/analysing.*

**Tribal masks**



**Futurism**

**Human proportions**  
Developing skills in proportions looking at the human form.  
*Measuring/comparing/positioning*

**Futurism**

**8**



Still life

**Abstract art**  
Exploring ideas of abstract art using colour, pattern and texture.  
*Experimenting/using art materials/applying colour and texture/*



**Composition**  
Learning the basic principles of composition.  
*Arranging/aligning/layering/placing.*



**Picasso**

**Creating**  
Applying knowledge of 3D drawing techniques and the work of Picasso to create a final piece of art work.  
*Composition skills/applying tone and line techniques.*



**Henri Matisse**



**Proportions**  
Learning the basic proportions of a human face.  
*Measuring/comparing/positioning.*

**Portraiture**

**7**



**Colour theory**  
Learning the basic principles of colour theory.  
*Primary, secondary, complimentary, hot and cold colours/applying colour/mixing colours.*



**Colour**

**Applying surface texture**  
Showing understanding of facial proportions to create a final portrait in the style of van Gogh  
*Applying knowledge of facial proportions/applying texture and colour.*

**Van Gogh**



**Observation skills**  
Learning how to draw facial features accurately.  
*Observing/drawing small details/ accuracy/size/shape.*



**Drawing skills**  
Learning the basic techniques of drawing using a pencil.  
*Holding correctly/sharpening/positioning/applying/pressure.*

