



Bridlington School

UCAS

Textiles



POTENTIAL AREAS OF STUDY

- Textiles Surface Pattern Design.
- Textiles Design
- Costume & Textiles
- Textiles Design & Business Studies.
- Textiles Design & Fashion
- Textiles in Practice.

PERSONAL INVESTIGATION
Further investigation, development and experimentation of surface decoration techniques in combination with a personally selected theme.

SURFACE DECORATION TECHNIQUES
Experimentation with the following techniques;
Shibori/Angelina Fibres/Tyvek/Felt Making/Smocking/Devore/Cyanotype/ Knitting/Marbling.

PERSONAL INVESTIGATION PROJECT

EMPLOYMENT / APPRENTICESHIP
Employment can be found in textile related businesses and industries such as;

- Clothing - Manufacturing & Sales.
- Interior Textiles.

HIGHER EDUCATION
Pathways in to higher education establishments such as college or university.

INFLUENCE OF ARTISTS & DESIGNERS
More in depth analysis of past and contemporary artists and designers, using these to inspire the aesthetics and experimental work.

YEAR 13

CONTROLLED ASSESSMENT PROJECT

FORM & FUNCTION
Making links between exploration and the form and function of a textiles product/outcome.

CONTROLLED ASSESSMENT PROJECT

PRIMARY RESEARCH
Visit to the Knitting & Stitching Show to research textiles manufacturing and contemporary textile artists.

YEAR 12

COMBINING SURFACE DECORATION TECHNIQUES
Experimentation with a wide variety of surface decoration techniques. Encouraging links made to the use of fabrics, media and techniques by historical and contemporary textile artists.

CULTURAL REFERENCE
Developing an appreciation and understanding of art and design in different cultures. Focus on identifying aesthetic qualities of cultural art and design work.



ANIMALS & CULTURES PROJECT



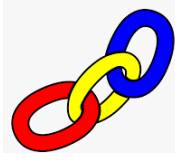
YEAR 11

MAKING PERSONAL CONNECTIONS
Understanding how work can be influenced by personal elements. Increasing the level of input from independently gathered resources to inspire work.

SURFACE DECORATION TECHNIQUES
Experimentation with the following techniques;
Plastic Manipulation/Digital Printing

ARTIST REFERENCE
Further developing an understanding of how artists can be used to inspire work. More emphasis on independent research and links to practical work.

COMBINING SURFACE DECORATION TECHNIQUES
Experimentation with a wide variety of surface decoration techniques. Exploring in depth how media, fabrics and techniques can be used in combination to create texture, pattern and colour.



SURFACE DECORATION TECHNIQUES
Experimentation with the following techniques;
Press Printing/Screen Printing/Patchwork/3D Binder/Free Machine Embroidery




MAKING PERSONAL CONNECTIONS
Understanding how work can be influenced by personal elements.

CONTROLLED ASSESSMENT PREPARATION
Mock Exam developing an idea that combines a selection of the skills introduced to date.

HUMAN FIGURE & PORTRAIT PROJECT

SURFACE DECORATION TECHNIQUES
Development and extended experimentation with the following techniques;
Applique/Reverse Applique/Fabric Paint/Stenciling/Tie & Dye

DRAWING TECHNIQUES
Recording images from observation using a variety of media and techniques;
Pencil/Paint/Collage/Pen & Ink/Chalk/Oil Pastel



SURFACE DECORATION TECHNIQUES
Experimentation with the following techniques;
Batik/Layered & Ripped Applique/Couching/Pleating/Weaving/Bleaching/Mono Printing/Fabric Pastels



NATURAL FORMS PROJECT

MOOD BOARDS
Understanding mood boards and their purpose in textile design.
Research/IT Software


YEAR 10

STITCHING TECHNIQUES
Expansion of stitching techniques
Sewing machine including set up/Hand embroidery techniques.



ARTIST REFERENCE
Developing an understanding of how artists can be used to inspire work.
Fine Artists/Textile Artists


MAN MADE FIBRES
Identifying and developing an understanding of the production of synthetic fibres.



SURFACE DECORATION TECHNIQUES
Experimentation of basic surface decoration techniques;
Applique/ Embroidery/ Stenciling



TIE & DYE
Experimentation using a variety of tie dye techniques working with up to two colours.



9

TEXTILES STORAGE UNIT



TEMPLATE CONSTRUCTION
Measuring & Numeracy/Marking Out/Scaling



POCKET CONSTRUCTION
Constructing a functional pocket including lining fabric.
Pinning/Template/Cutting/Machine Stitching



RESEARCH TASKS
Researching existing textile products.
Research/IT Software

TEXTILE CRAFT POSTCARD



FABRIC & FIBRE PROPERTIES
Developing an understanding of the properties of Man-Made fibres and fabrics.




STITCHING TECHNIQUES
Hand Embroidery/Machine Stitching

8

EMBELLISHMENT
Learning basic embellishment techniques.
Hand Embroidery /Buttons/Beads/Sequins



NATURAL FIBRES
Identifying and developing an understanding of natural fibres



ROLL UP STATIONARY STORAGE

CONSTRUCTION
Constructing a roll up stationary storage product.
Pinning/Template/Cutting/ Hand Embroidery Techniques/Machine Operation/Embellishment



SEWING MACHINE
Learning the basic operation of the sewing machine.
Knowledge of Machine Components/Operation



RESEARCH TASKS
Using research skills to develop and expand knowledge.
Research/IT Software

7



APPLIQUE
Learning the process to create pattern, shapes and images on fabric using the applique technique.
Pinning/Template/ Cutting/Machine Stitching/Hand Embroidery



HAND EMBROIDERY
Learning the basic techniques of applying pattern to fabric using hand embroidery.
Backstitch/Whipped Backstitch/Laced Stitch/Pekinese